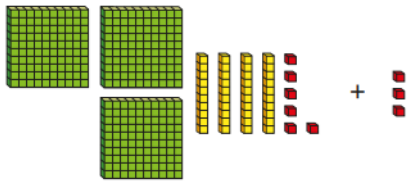



All year 3 and 4 children to complete both pages of this worksheet. Year 4 children, and year 3 children who would like a challenge, to complete the other worksheet as well.

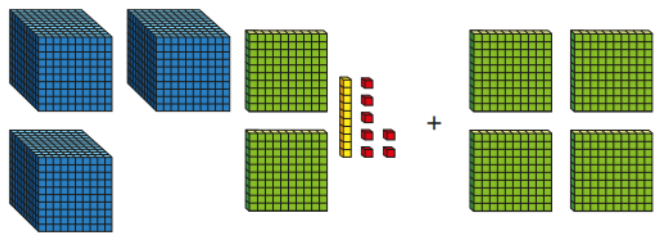
1 Work out the additions.



Two large green squares (1,000 each), three yellow rods (100 each), four red rods (10 each), and five red units (1 each) are shown next to a plus sign and another set of one yellow rod, two red rods, and three red units.



Two large green squares (1,000 each) and two red rods (10 each) are shown next to a plus sign and four yellow rods (100 each).



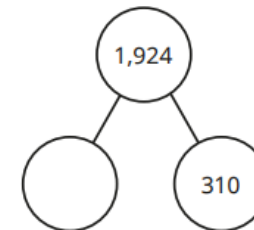
Three large blue cubes (1,000 each), four large green squares (100 each), five yellow rods (10 each), and six red units (1 each) are shown next to a plus sign and another set of two large green squares, three yellow rods, four red rods, and five red units.

2 Write the subtraction shown on the place value chart.

Th	H	T	O
1,000, 1,000, 1,000, 1,000, 1,000	100, 100, 100, 100	10, 10	1, 1

- =

3 Complete the part-whole model.



4 Tick the cards that show complements to 100

60 + 40	55 + 45	23 + 77
76 + 34	92 + 18	25 + 75

