

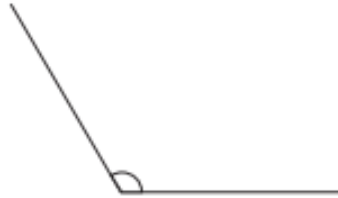
Angles Homework

Types of Angles

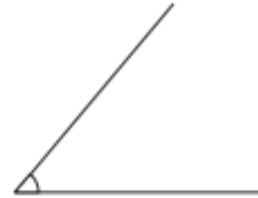
Look at the different angles.



A right angle measures 90° .



An obtuse angle measures more than 90° and less than 180° . Obtuse angles are greater than a right angle but smaller than a straight line.



An acute angle measures less than 90° . Acute angles are smaller than a right angle.

Write which type of angle each angle is.

1)



2)



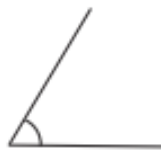
3)



4)



5)



6)



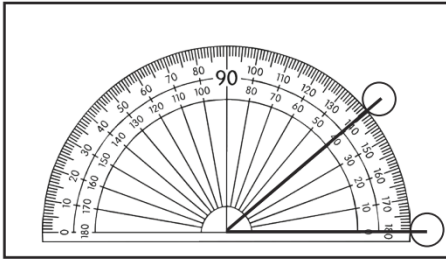
7)



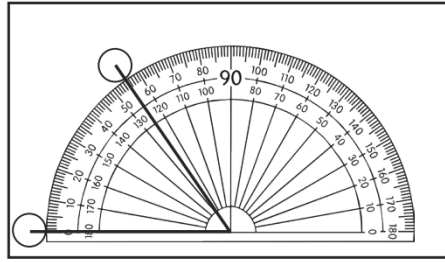
8)



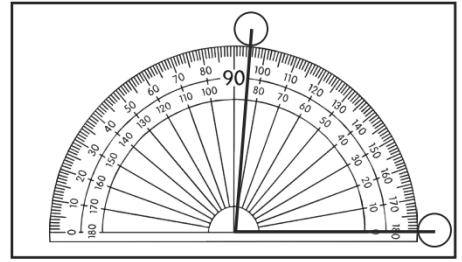
1) What is the size of the acute angle marked in each diagram?



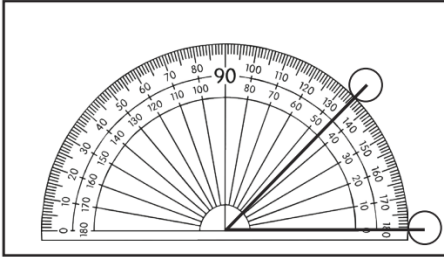
= _____ °



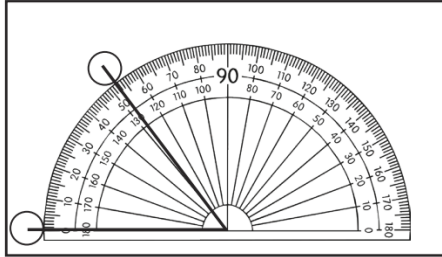
= _____ °



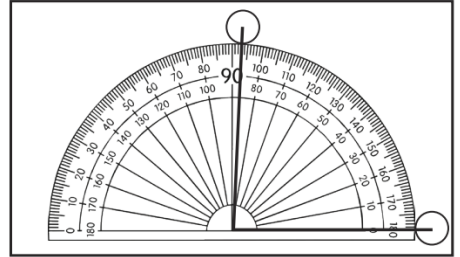
= _____ °



= _____ °



= _____ °



= _____ °

Look around the house for angles.

Can you find an example of a **right** angle and draw it below:

Can you find an example of an **obtuse** angle and draw it below:

Can you find an example of an **acute** angle and draw it below: